

LABOUR FORCE 2012 BASIC Report



Focus on Youth Age 15-29 Years

Produced

by

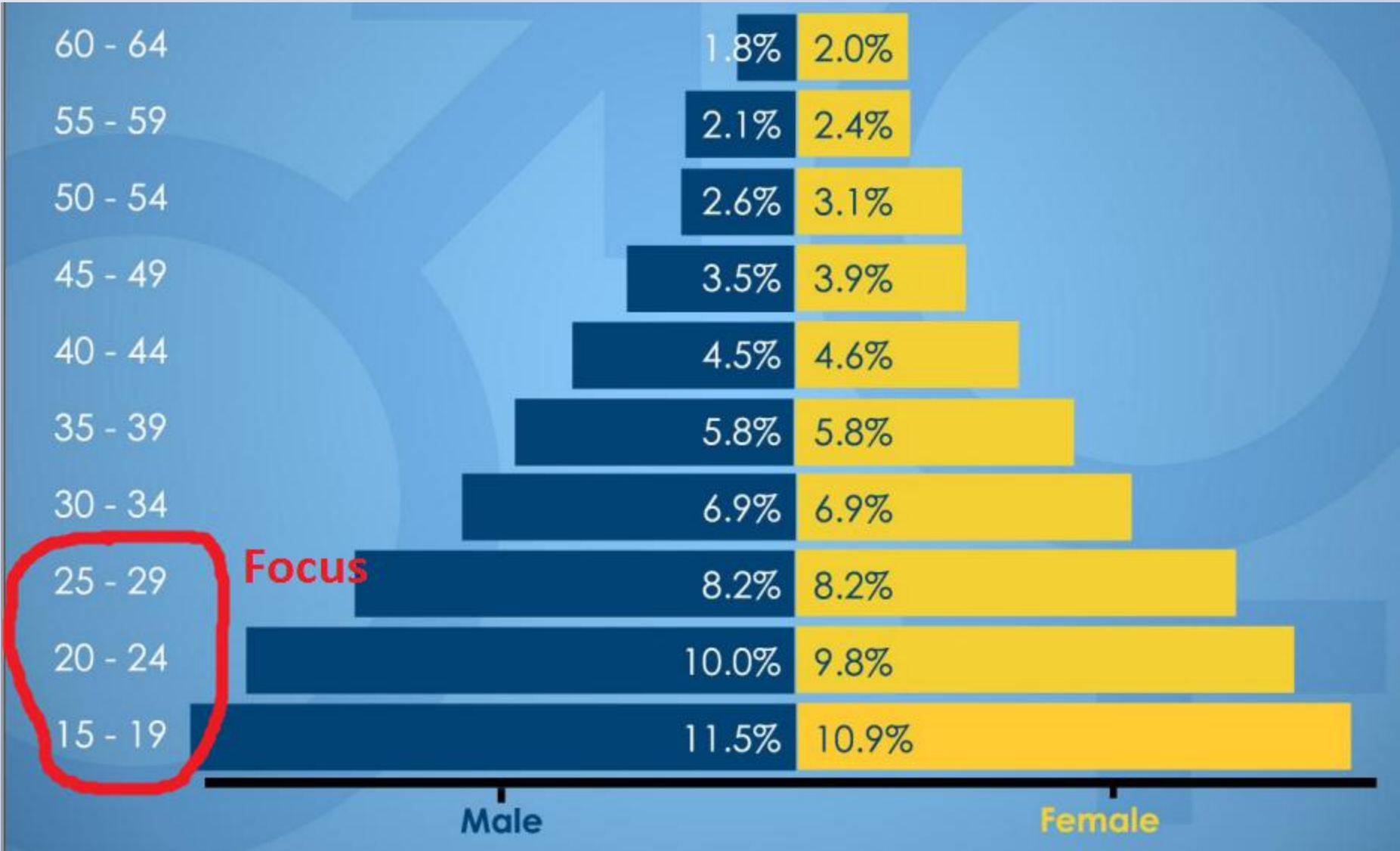
Household, Welfare and Labour Statistics

Namibia Statistics Agency

**Microdata of Namibia Labour Force Survey 2012
used for the production of this presentation is now
available for free at:**

<http://microdata.nsa.org.na>


Who are the unemployed youths



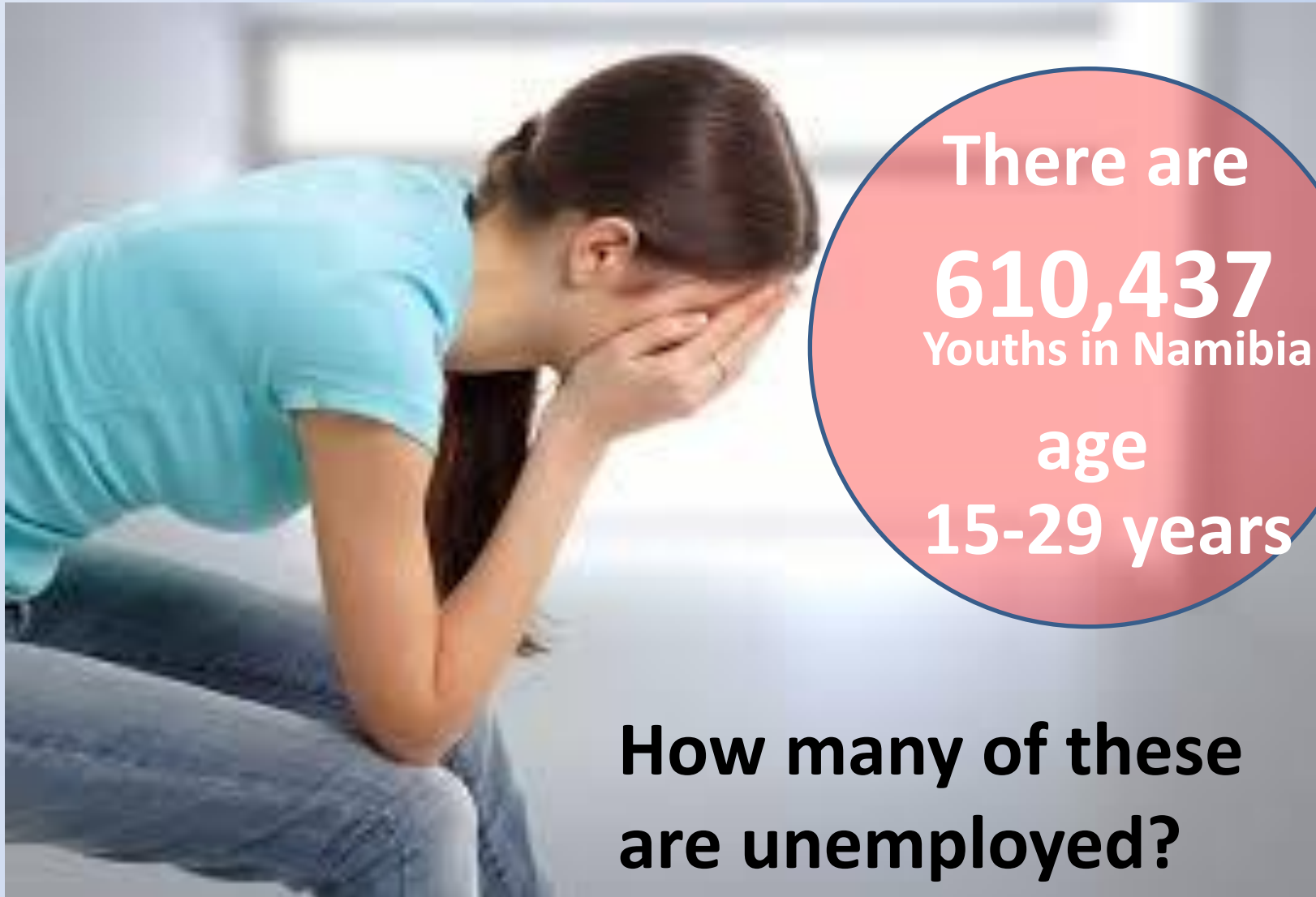
Previous report on unemployed youths

Unemployment by Age Group

Focus



Population size of youth age 15-29 years



There are
610,437
Youths in Namibia
age
15-29 years

**How many of these
are unemployed?**

Total Youth Population in Namibia age 15-29 years



610,437 People

Inactive
267,505
13.8%

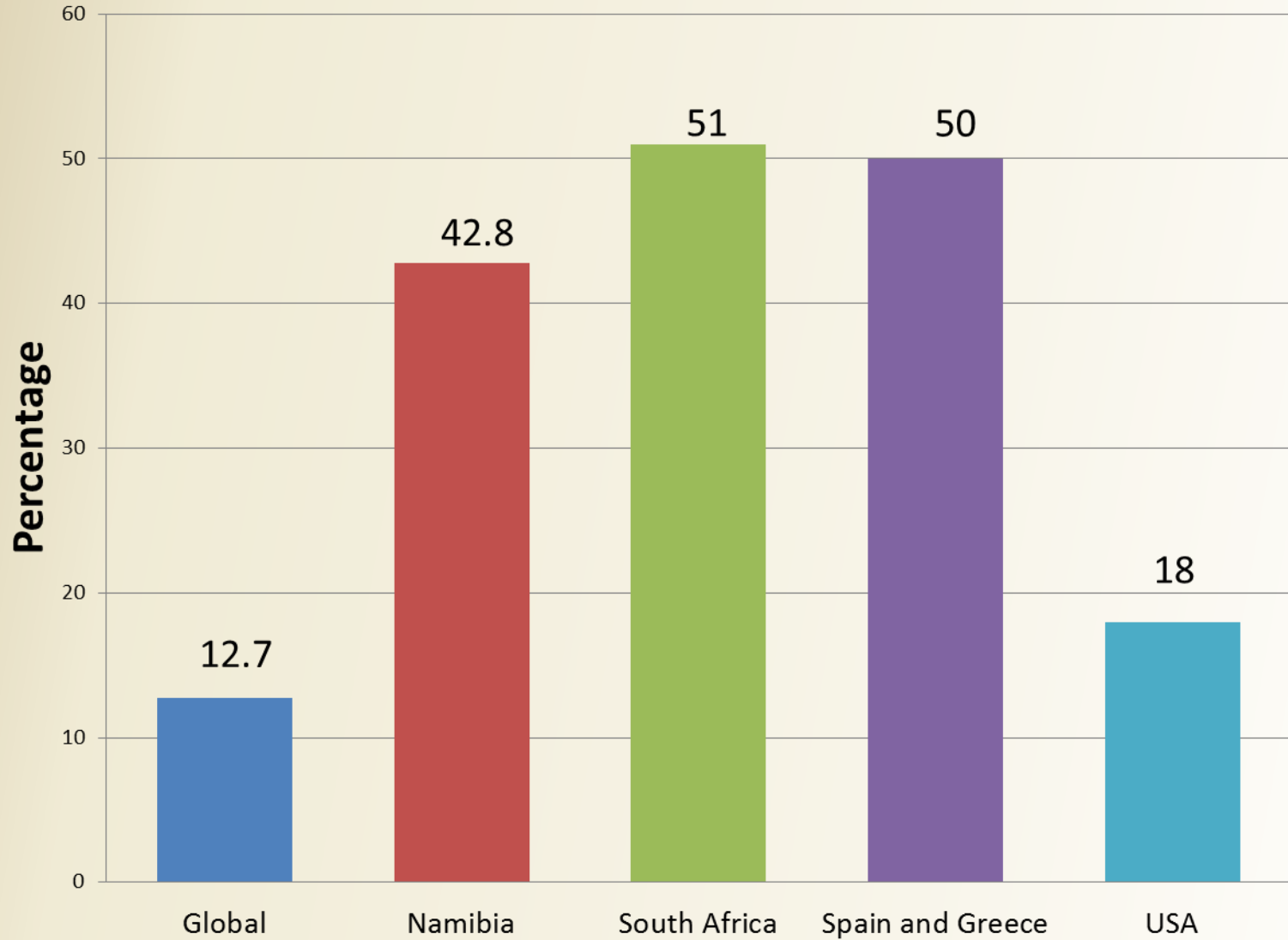
Non-response
14,436
2.4%

active
328,496
53.8%

Employed youths
188,034
57.2%

Unemployed youths
140,462
42.8%

Youth unemployment Comparative study



Characteristics of unemployed Youths



Unemployment rates is 49.2% among female youths as compared to 36.1% among male youths

Characteristics of unemployed Youths

of 140,462 unemployed youth



84,178

56,284



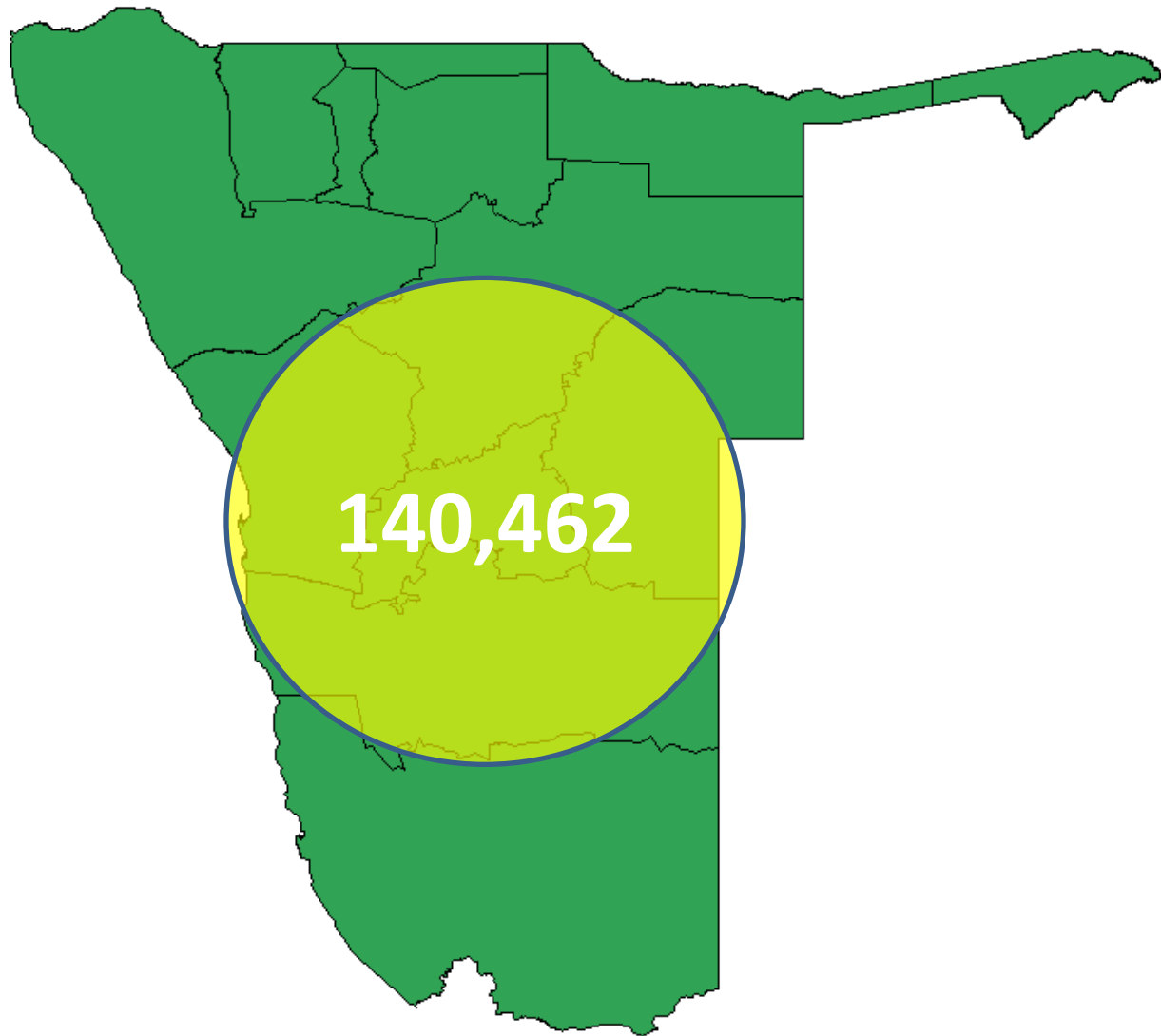
Urban



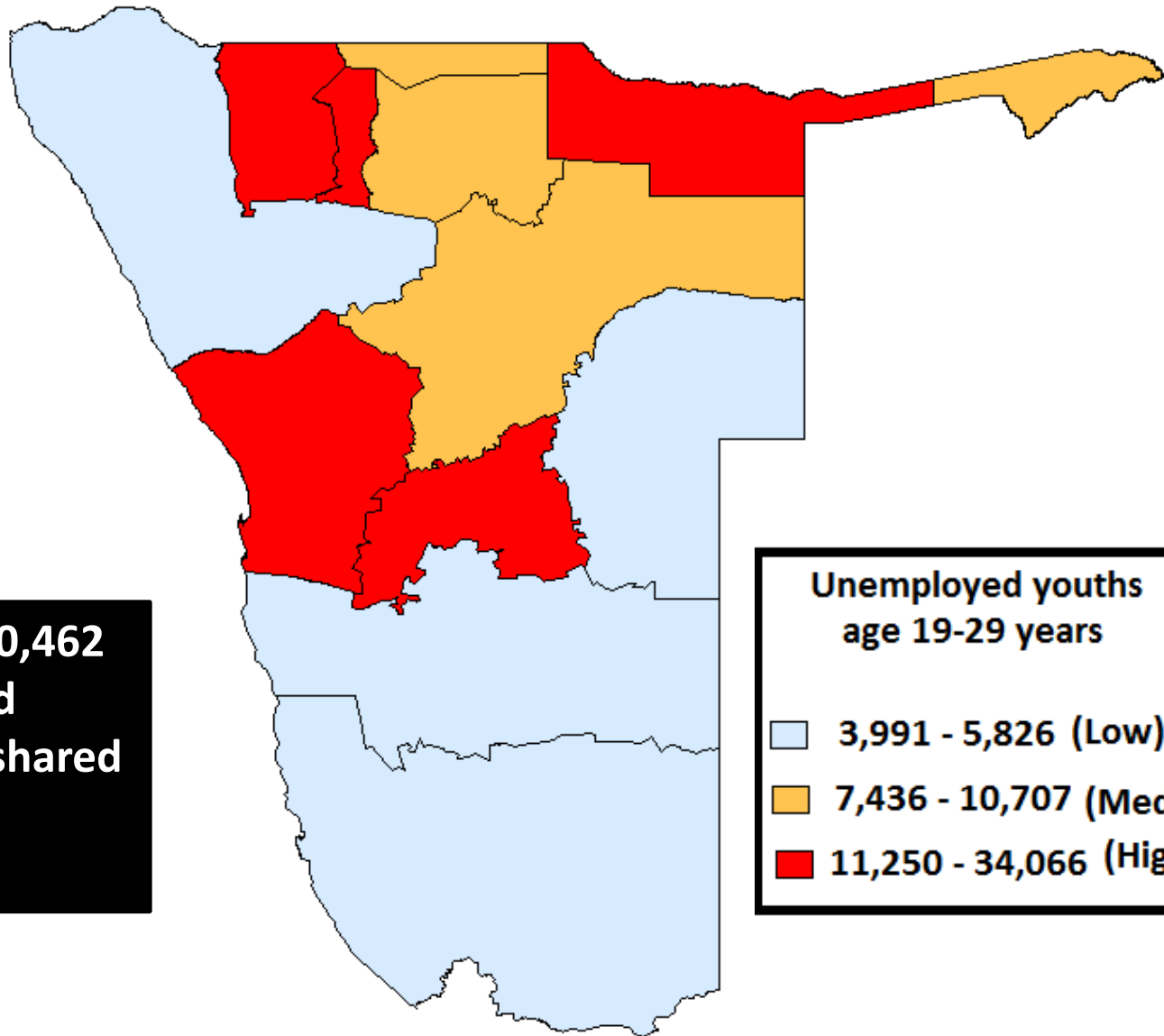
Rural

Youth unemployment rates of 41.7% nevertheless, is lower for urban areas compared to rural areas with 44.4%.

Regional Distribution of unemployed Youths



Share of youth unemployment per region



How the 140,462 unemployed youths are shared among the regions.

Unemployed youths age 19-29 years

- 3,991 - 5,826 (Low)
- 7,436 - 10,707 (Medium)
- 11,250 - 34,066 (High)

Share of youth unemployment per region

	Unemployed Youths
Caprivi	7,436
Erongo	11,250
Hardap	5,826
Karas	3,991
Kavango	13,518
Khomas	34,066
Kunene	4,040
Ohangwena	9,023
Omaheke	4,610
Omusati	12,543
Oshana	13,318
Oshikoto	10,707
Otjozondjupa	10,135
Namibia	140,462


Education and youth unemployment



DO WE REALLY HAVE JOBLESS GRADUATES IN NAMIBIA? HOW MANY ARE THEY?

Education and youth unemployment

Out of 140,462 jobless youths.....



Tertiary Education
1.3% of unemployed youths age 15-29

Education and youth unemployment

	Female	unemployment rates	Male	unemployment rates	Both sexes	unemployment rates
No formal education	3,501	4.3	2,938	5.0	6,439	4.6
Primary education	14,825	18.1	14,748	25.2	29,573	21.1
Junior secondary	41,721	50.9	24,424	41.7	66,145	47.1
Senior secondary	20,516	25.0	14,743	25.2	35,259	25.1
Certificate/Diploma	178	0.2	179	0.3	356	0.3
University	775	0.9	738	1.3	1,513	1.1
Postgraduate	0	0.0	0	0.0	0	0.0
Teacher's training	0	0.0	0	0.0	0	0.0
Don't know	421	0.5	756	1.3	1,177	0.8
Total	81,937	100.0	58,525	100.0	140,462	100.0

It pays to have proper tertiary education

Questions on youth unemployment

Is the Namibian labour market big enough to cater for the huge population of unemployed people?

From the result of the survey the problem is not so much on the size of the labour market but the qualifications of the unemployed youths

THE MAIN FOCUS OF NDP4

LOGISTICS, TOURISM, MANUFACTURING AND AGRICULTURE

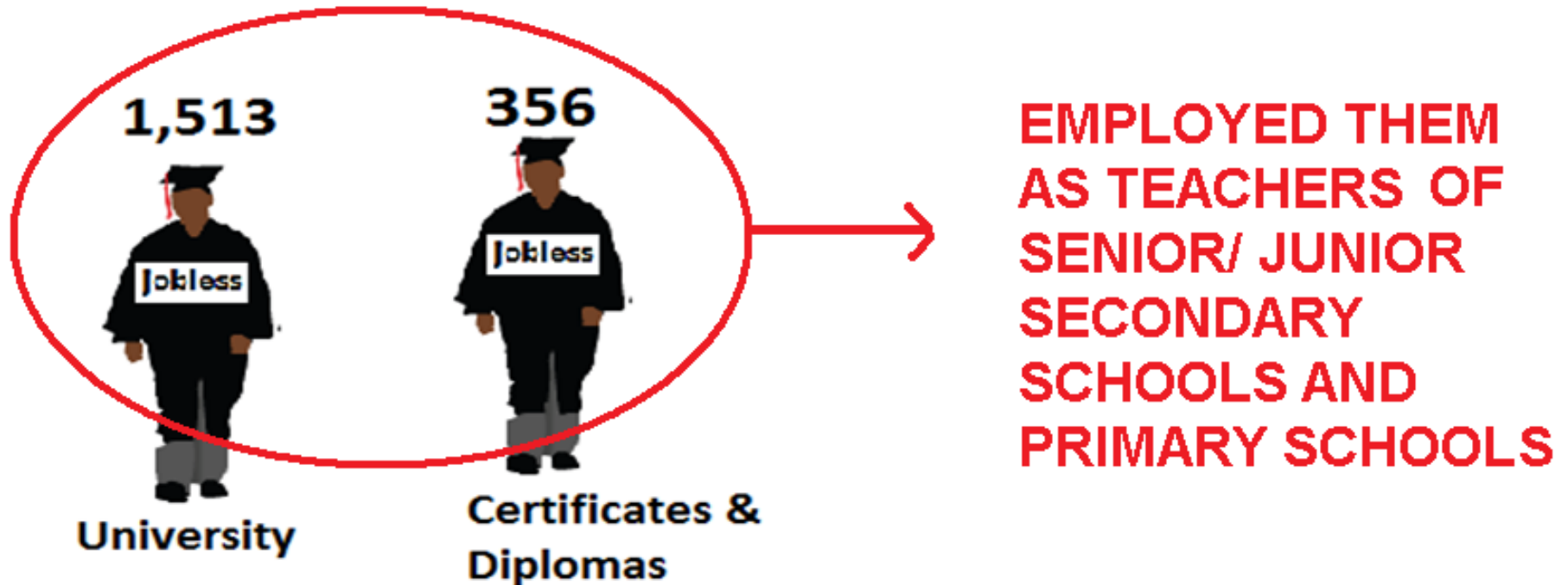
LOGISTICS POLICY EXPRESSED IN NDP4

BY 2017, NAMIBIA SHALL HAVE A WELL FUNCTIONING, HIGH QUALITY TRANSPORT INFRASTRUCTURE CONNECTED TO MAJOR LOCAL AND REGIONAL MARKETS AS WELL AS LINKED TO THE PORT OF WALVIS BAY

HOW PREPARED ARE OUR YOUTHS IN MEETING THE CHALLENGES OF NDP4. DO THEY HAVE THE PRE-REQUISITE QUALIFICATIONS FOR AN EXPANDING KNOWLEDGE –BASED ECONOMY?

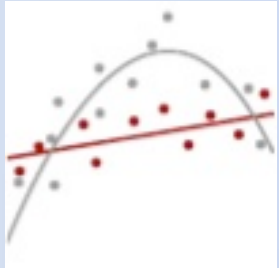
WHAT CAN WE DO?

Out of 140,462 jobless youths.....




OR CREATE SPECIAL EMPLOYMENT PROGRAMMES FOR THEM WHILE THEY ARE SEARCHING FOR BETTER JOBS AND GREENER PASTURE OR FUTHERING THEIR EDUCATION

Intelligent use of labour statistics



The Press





The Press

<http://microdata.nsa.org.na>